

Cuban Journal of
Forest Sciences

CFORES

Volume 12, Issue 1; 2024

Potential bioaccumulator of heavy metals for phytoremediation as an alternative for the recovery of the forest landscape in a mining extraction area, Napo, Ecuador

Potencial bioacumulador de metales pesados para la fitorremediación como alternativa para la recuperación del paisaje forestal en un área de extracción minera, Napo, Ecuador

Potencial bioacumulativo de metais pesados para fitorremediação como uma alternativa para a recuperação da paisagem florestal em uma área de mineração, Napo, Equador

Yudel García Quintana^{1*} , Yasiel Arteaga Crespo¹ , Viviana del Rocío Chico Caiza² ,
Samantha García Decoro³ , Sting Brayan Luna Fox¹ , Carolina Bañol Pérez¹ 

¹Amazonian State University . Ciudad de Puyo, Provincia de Pastaza, Ecuador.

²Amazonian State University and Municipal Government of the Pastaza Canton,Ciudad de Puyo, Provincia de Pastaza, Ecuador.

³Pinar del Río. Pinar del Río, Forestry Company de Cuba.

*Autor para la correspondencia: yudelgarcia@gmail.com

Received :06/02/2024.

Approved: 04/04/2024



ABSTRACT

In the Ecuadorian Amazon, the challenges for identifying, phyto remediation species that reduce heavy metal contamination resulting from mining activity are increasing every day. The objective of this work was to evaluate the bioaccumulator potential of heavy metals of three fast-growing forest species (*Ochroma pyramidale*, *Piptocoma discolor* and *Bambusa vulgaris*) in a mining extraction area, in the Yutzupino community, Napo for restoration. Leaf and soil samples were collected to determine the concentration of heavy metals (Cd, Pb, Fe and Ni) using atomic absorption spectrometry and the bioconcentration factor (BCF) was calculated. Leaf analyzes showed that *B. vulgaris* presented a higher concentration of Ni (6.89 mg kg^{-1}) and Fe ($156.33 \text{ mg kg}^{-1}$) and *P. discolor* contained Cd (0.35 mg kg^{-1}) and Pb (55.67 mg kg^{-1}). Soil analyzes showed a pattern of variation in *B. vulgaris* superior in Cd, Ni and Pb and in *O. pyramidale* for Fe. The bioconcentration factor allowed identifying the accumulating capacity of the species, which suggests that *P. discolor* may be used as a phyto remediation species for sites contaminated by Cd and Pb, *O. pyramidale* for Ni and *B. vulgaris* for Fe.

Keywords: soil contamination, foliar analysis, fast-growing species, mining, Ecuadorian Amazon.

RESUMEN

En la Amazonía ecuatoriana, cada día son mayores los desafíos para la identificación de especies fito remedadoras que disminuyan la contaminación por metales pesados producto de la actividad minera. El objetivo de este trabajo fue evaluar el potencial bioacumulador de metales pesados de tres especies forestales de rápido crecimiento (*Ochroma pyramidale*, *Piptocoma discolor* y *Bambusa vulgaris*) en un área de extracción minera, en la comunidad Yutzupino, Napo para la restauración. Se recolectaron muestras de hoja y suelo para determinar la concentración de metales pesados (Cd, Pb, Fe y Ni), mediante espectrometría de absorción atómica y se calculó el factor de bioconcentración (FBC). Los análisis foliares mostraron que *B. vulgaris* presentó mayor concentración de Ni ($6,89 \text{ mg kg}^{-1}$) y Fe ($156,33$



mg kg⁻¹) y *P. discolor* contenía Cd (0,35 mg kg⁻¹) y Pb (55,67 mg kg⁻¹). Los análisis de suelos mostraron un patrón de variación en *B. vulgaris* superior en Cd, Ni y Pb y en *O. pyramidale* para Fe. El factor de bioconcentración permitió identificar la capacidad acumuladora de las especies, lo que sugiere que *P. discolor* puede ser utilizada como especie fitorremediadora para sitios contaminados por Cd y Pb, *O. pyramidale* para Ni y *B. vulgaris* para Fe.

Palabras clave: contaminación de suelo, análisis foliar, especies de rápido crecimiento, minería, Amazonía ecuatoriana.

RESUMO

Na Amazônia equatoriana, os desafios para a identificação de espécies de fitorremediação para reduzir a contaminação por metais pesados provenientes de atividades de mineração aumentam a cada dia. O objetivo deste trabalho foi avaliar o potencial bioacumulativo de metais pesados de três espécies florestais de crescimento rápido (*Ochroma pyramidale*, *Piptocoma discolor* e *Bambusa vulgaris*) em uma área de extração de mineração na comunidade de Yutzupino, Napo, para restauração. Amostras de folhas e de solo foram coletadas para determinar a concentração de metais pesados (Cd, Pb, Fe e Ni) por espectrometria de absorção atômica e o fator de bioconcentração (BCF) foi calculado. A análise das folhas mostrou que a *B. vulgaris* tinha concentrações mais altas de Ni (6,89 mg kg⁻¹) e Fe (156,33 mg kg⁻¹) e a *P. discolor* continha Cd (0,35 mg kg⁻¹) e Pb (55,67 mg kg⁻¹). As análises do solo mostraram um padrão de variação em *B. vulgaris* maior em Cd, Ni e Pb e em *O. pyramidale* para Fe. O fator de bioconcentração identificou a capacidade de acumulação das espécies, sugerindo que *P. discolor* pode ser usada como uma espécie de fitorremediação para locais contaminados com Cd e Pb, *O. pyramidale* para Ni e *B. vulgaris* para Fe.

Palavras-chave: contaminação do solo, análise foliar, espécies de crescimento rápido, mineração, Amazônia equatoriana.



INTRODUCTION

Heavy metals are naturally present in the environment, in concentrations that generally do not harm different forms of life, while those that come from anthropogenic activities such as industrial, technological, agricultural, mining pollution and the misuse of soils by Various chemical fertilizers can raise concentration levels relative to normal parameters. These contaminants enter rivers, vegetables, animals and foods, thus altering the sustainability of the food chain, presenting potential risks to nature and society, as they cause serious human and animal health problems (Londoño Franco *et al.*, 2016).

The forest ecosystems of the Ecuadorian Amazon are threatened by poor mining extraction practices, recognized as one of the main environmental problems that affect the deforestation of extensive forest areas, thus facilitating processes such as landslides, erosion and high levels of contamination in the soil from mineral extraction (Delgado *et al.*, 2023).

Artisanal and small-scale gold mining is among the most important sources of heavy metals in ecosystems, causing serious pollution (Jacka, 2018). In the province of Napo, community of Yutzupino, there is a gradual modification of the forest landscape, due to open pit exploitation carried out for the extraction of metallic minerals (gold), presumably by illegal miners within the mining concession. The mining activities carried out in the area lead to the accumulation of washed gravel tailings and the generation of sediments, which, by not having any type of technical consideration, accelerate soil erosion, change in relief, formation of artificial wells (swamps), landslides and production of gravel mounds of different sizes. These activities have caused the contamination of heavy metals in the soil and in the leaf tissues of the different forest species that inhabit this important forest reservoir.



Despite heavy metal contamination, some plant species have developed strategies to thrive in conditions of high concentrations of heavy metals, making them species with potential for application in phytoremediation processes. Haga clic o pulse aquí para escribir texto.. Las plantas metalófitos son especies que han desarrollado mecanismos fisiológicos para resistir, tolerar y sobrevivir en suelos degradados por la minería. Estas plantas pueden limitar la absorción de metales o trasladarlos a las hojas o absorberlos activamente y acumularlos en su biomasa aérea, las cuales pueden ser utilizadas en procesos de fitorrehabilitación y fitorremediación para restaurar sedimentos y aguas contaminadas con metales pesados y eliminar contaminantes en el ambiente (Jara-Peña *et al.*, 2014).

Hence, the objective of this work was to evaluate the bioaccumulator potential of heavy metals of three forest species (*Ochroma pyramidale*, *Piptocoma discolor* and *Bambusa vulgaris*) in a mining extraction area, in the Yutzupino community, Napo for phytoremediation purposes.

MATERIALS AND METHODS

Study area

The research was carried out in a mining extraction area, located in the Yutzupino community, eastern Ecuadorian region, belonging to the province of Napo, Tena canton, Puerto Napo parish. The geographical limits were found to the SE with the parish of Puerto Napo and SW with the Napo River. Figure 1 shows the location of the material collection points, which corresponds to an Amazonian evergreen forest.





Figure 1. - Geographic location of the study area.

Species selection and sample collection

O. pyramidale, *P. discolor* and *B. vulgaris*) were selected, taking as criteria that they were species of ecological and economic importance with predominance in the piemontane evergreen forest ecosystems, fast growing and widely distributed in the Amazon region., with high abundance in the study area and with the capacity to adapt to environmental conditions and changes, which facilitate understanding its response as a bioaccumulator of heavy metals.

Leaf samples were collected from adult individuals, exposed to the sun and in good physical condition. The plant material was collected from different sides of the trees, for which the branches were cut to avoid contact of the leaves with the metal of the scissors (Hu *et al.*, 2003).



Soil samples were taken at three points, under the canopy of the selected individuals, at a depth of 0-30 cm, with the use of an auger (Greksa *et al.*, 2019). The leaf litter and roots present were removed from the soil samples, they were labeled and transferred to the Environmental Studies Laboratory of the Amazon Experimental Research and Production Center (CEIPA).

Determination of heavy metals and bioconcentration factor

Heavy metals (Cd, Pb, Fe and Ni) were determined in the leaf and soil samples, respectively. The plant material samples were washed with drinking water and then with distilled water; They were allowed to dry naturally on filter paper for four days, then dried in a dryer at 40 °C for 48 h and pulverized without the use of sharp metals (approximately 20 g) (ISO, 1995). The digestion of the plant material was carried out with a mixture of nitric acid (HNO₃) 65 % and 37 % hydrogen peroxide (H₂O₂) in a 7:1 ratio (wet digestion) in an open container (Kalra, 1997)

A sample of 100 g of soil was taken, which was air dried, at room temperature, for four days on filter paper. They were subsequently crushed, passed through a 2 mm mesh sieve and dried in an oven at a temperature of 40 °C for 48 h. (Šichorová *et al.*, 2004) The determination of the elements in the soil samples was carried out with 0.5 g of soil digestion, air-drying with 12 ml of aqua regia and with a 1:2 proportion of HNO₃ HCl at boiling for 2 h, followed by filtration and volume adjustment in a 100 mL volumetric flask (ISO, 1995).

The quantification of heavy metals in leaves and soil was carried out in a Perkin-Elmer 2380 atomic absorption spectrophotometer. A standard of 1000 ppm of each metal was used for the equipment calibration curve and the corresponding lamp was placed.

Bioconcentration factor (BCF) was calculated as a proportion of the concentration of elements in plants and soil, which represents the capacity of the plant to absorb heavy metals from the growth media (Alahabadi *et al.*, 2017). The BCF was calculated using Equation 1:

$$FBC = \frac{[C]_{\text{follaje}}}{C_{\text{suelo}}} \quad (1)$$



where $C_{foliage}$ and C_{suelo} represent the concentration of a specific element in plant material (leaves) and soil, respectively.

To identify if a species can be used for phytoremediation purposes for sites contaminated by heavy metals, the value of each element was taken as a criterion based on the bioconcentration factor (BCF). To the extent that the value was higher, the use of the species as a good accumulator of the heavy metal in question is suggested (Aisien *et al.*, 2010).

Statistical processing

An analysis of variance (ANOVA) and Tukey's test at 95% reliability were carried out to determine the significant differences between the study species in terms of the concentrations of heavy metals (Cd, Pb, Ni and Fe) at the leaf and tree levels. floor. The Pearson correlation matrix was obtained to determine the correlations between the concentrations of heavy metals analyzed in the plants, the soil and the bioconcentration factor. A principal component analysis (PCA) was used to establish the separation of the analyzed species depending on the concentrations of the heavy metals analyzed in the soil and in the plant. Origin 2021 software was used in all statistical analyses.

RESULTS AND DISCUSSION

The concentration of heavy metals at the leaf level (Figure 2) showed significant differences for Cd, Ni, Pb and Fe in the three study species (*O. pyramidale*, *P. discolor* and *B. vulgaris*). Regarding Cd, the species *P. discolor* presented higher values with averages of 0.35 mg kg⁻¹, while *B. vulgaris* presented lower values (0.04 mg kg⁻¹). The foliar Ni concentration indicated that *B. vulgaris* had the highest values (6.89 mg kg⁻¹) and *P. discolor* had the lowest values (4.90 mg kg⁻¹). The Pb concentration resulted in higher means (55.67 mg kg⁻¹) for *P. discolor* and lower means (9.65 mg kg⁻¹) for *B. vulgaris*. Regarding Fe, the foliar concentration was higher in *B. vulgaris* (156.33 mg kg⁻¹) and lower for *O. pyramidale* (32.85 mg kg⁻¹).



These results are similar to those reported by Kabata (2010), where he obtained a concentration of Cd and Ni of 0.05-0.5 mg kg⁻¹, indicating that it did not exceed the tolerance values, while Pb was between 30-300 mg kg⁻¹, which exceeded the permissible toxicity values for plants. These results indicated that the concentration of Cd and Ni did not exceed the permissible values for any of the three species studied, while the concentration of Pb resulted in toxicity for the species *P. discolor*.

In the species *B. vulgaris*, it was found that the concentration of heavy metals at the leaf level was lower than that reported by Liu *et al.*, (2015) and Liu *et al.*, (2016) for Pb and Cd.

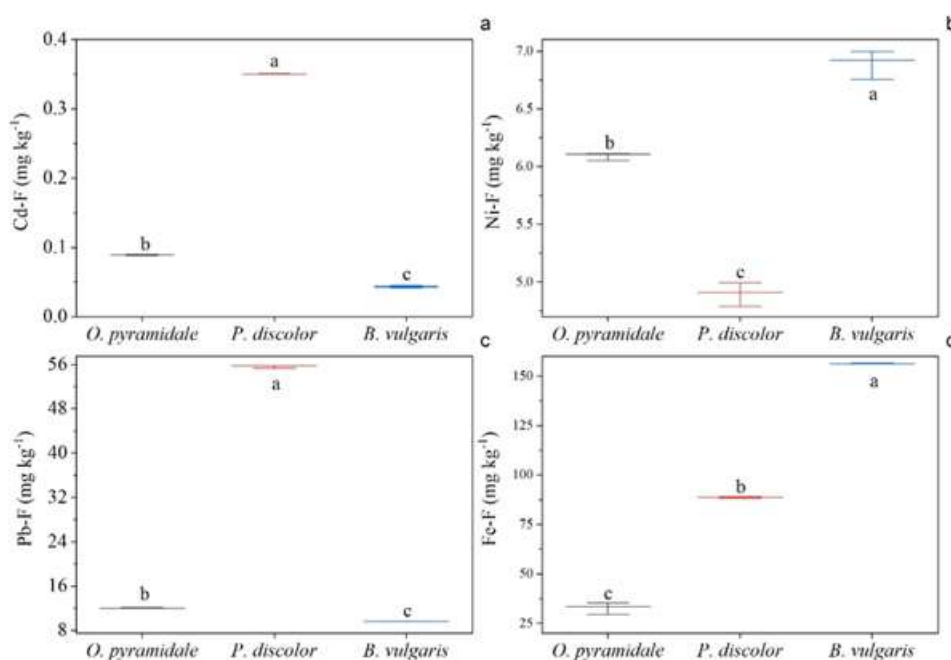


Figure 2. - Results of the concentration of heavy metals in leaves of three species (*O. pyramidale*, *P. discolor*, *B. vulgaris*). (a) Cd-F (Leaf Cadmium), (b) Ni-F (Leaf Nickel), (c) Pb-F (Leaf Lead) and (d) Fe-F (Leaf Iron). Inside the figure unequal letters indicated significant differences through analysis of variance (ANOVA) and Tukey test ($p \leq 0.05$).

O. pyramidale, *P. discolor* and *B. vulgaris* developed showed significant differences (Figure 3). It was found that there is a pattern of variation at the species level similar to that reported for the foliar analysis. In relation to the behavior of Cd, Ni and Pb, the results indicated that



the soil where *B. vulgaris* develops presented the highest values and *O. pyramidale* presented the lowest values, while for the concentration of Fe the values were higher in *O. pyramidale* and inferior for *B. vulgaris*. Regarding Cd at ground level, the concentration was found between 0.04 and 0.13 mg kg⁻¹, in Ni it ranged from 7.27 to 18.24 mg kg⁻¹, in Pb it was from 22.7 to 57.67 mg kg⁻¹ and in Fe it was from 536.21 to 845.28 mg kg⁻¹.

In accordance with Ecuadorian regulations (TULSMA, 2012) It was found that the concentration of Cd did not exceed the permissible values (0.5 mg kg⁻¹), the Ni was found close to the critical values considered toxic (19.0 mg kg⁻¹), the Pb exceeded the permissible values (19.0 mg kg⁻¹) and Fe is not regulated. This indicated a high level of toxicity in the soil for the element Pb, which suggests actions for remediation with species that are capable of absorbing this heavy metal.

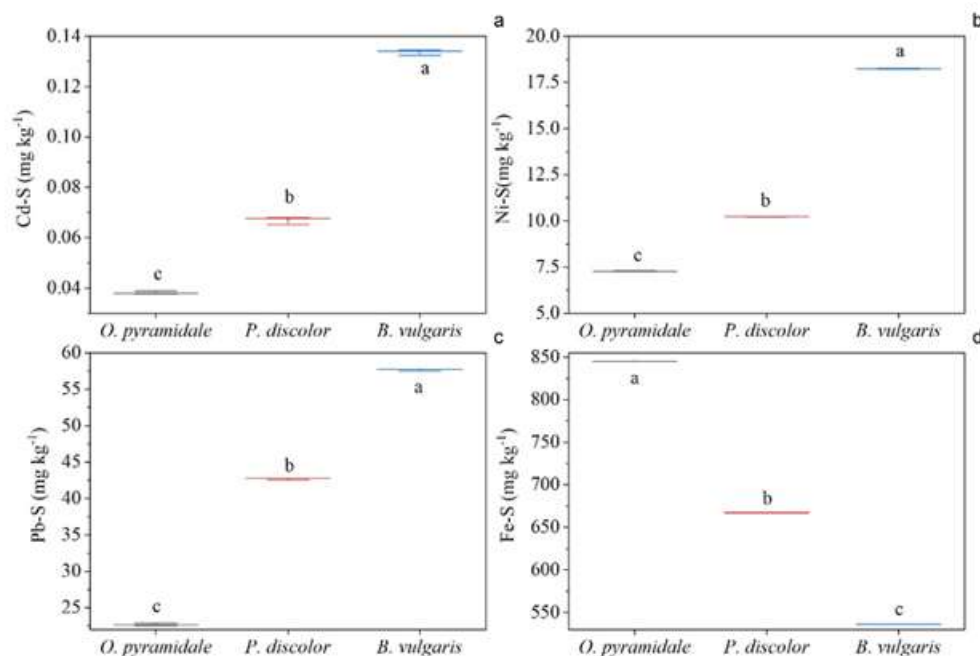


Figure 3. - Results of the concentration of heavy metals in the soil where the species (*O. pyramidale*, *P. discolor*, *B. vulgaris*) developed. (a) Cd-S (Cadmium soil), (b) Ni-S (Nickel soil), (c) Pb-S (Lead soil) and (d) Fe-S (Iron soil). Inside the figure unequal letters indicated significant differences through analysis of variance (ANOVA) and Tukey test ($p \leq 0.05$).



The results of the bioconcentration factor (Figure 4) indicated that the *P. discolor* species was reported to have greater potential for Cd absorption with values of 5.23, resulting in significant differences with the rest of the species studied, which suggests its high bioaccumulator capacity in Cd. This same behavior resulted for the element Pb, with values greater than 1.3. These results are interesting because it is a pioneer species of the Asteraceae family that grows naturally in clearings, with a high degree of coverage in secondary forests. (González *et al.*, 2018). This suggests its use as a phytoremediation species in sites where mining extraction practices and There is evidence of contamination by heavy metals of Cd and Pb.

However, the species *O. pyramidale* presented the highest Ni accumulation capacity with values greater than 0.8, indicating its potential for sites with high Ni content and *B. vulgaris*. It resulted in a greater Fe accumulation capacity with values greater than 0.29, which suggests its potential use for sites contaminated by Fe.

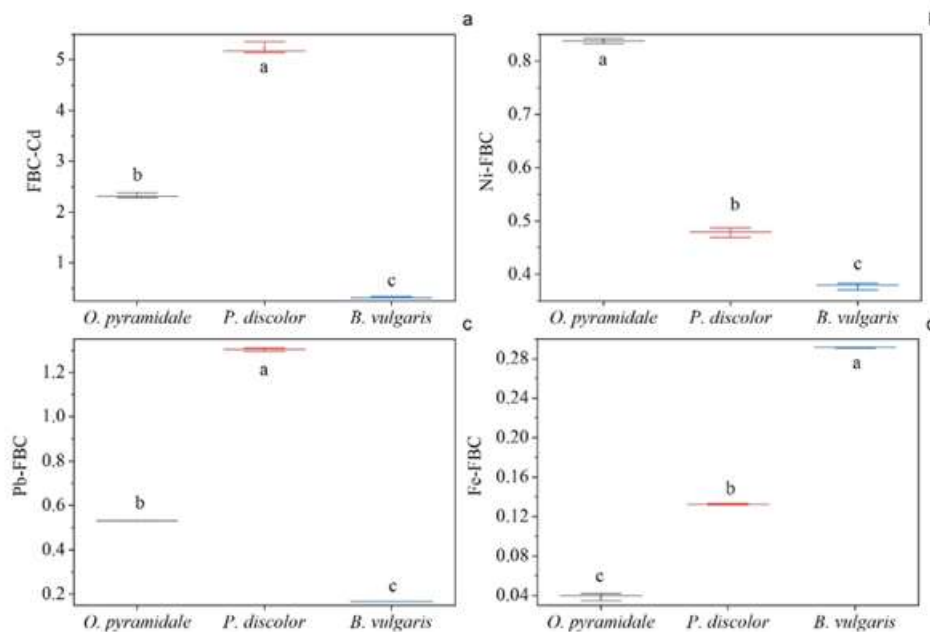


Figure 4. - Results of the - heavy metal bioconcentration factor of the species (*O. pyramidale*, *P. discolor* and *B. vulgaris*). (a) Cdb-CBF (Cadmium bioconcentration factor), (b) Ni-CDF (Nickel bioconcentration factor), (c) Pb-Cd (Lead bioconcentration factor) and (d) Fe-Cd



(Lead bioconcentration factor) of Iron bioconcentration). Inside the figure, unequal letters indicated significant differences by analysis of variance (ANOVA) and Tukey test ($p \leq 0.05$).

The Pearson correlation matrix (Figure 5) for all the species analyzed showed a positive and negative correlation, less than 50 %, between the concentration of heavy metals between the leaves and the soil. These results indicated that the species in the present study, in a general sense, do not absorb everything that is available in the soil. In this sense, Song *et al.*, (2007) report that the bioaccumulation capacity of plants does not depend entirely on the concentration of heavy metals in the soil, but is related to the physiology of the plant and its protective capacity. When plants are stressed by heavy metals, they have the ability to actively regulate the concentration of the elements (Fernández *et al.*, 2017; Miao *et al.*, 2011).

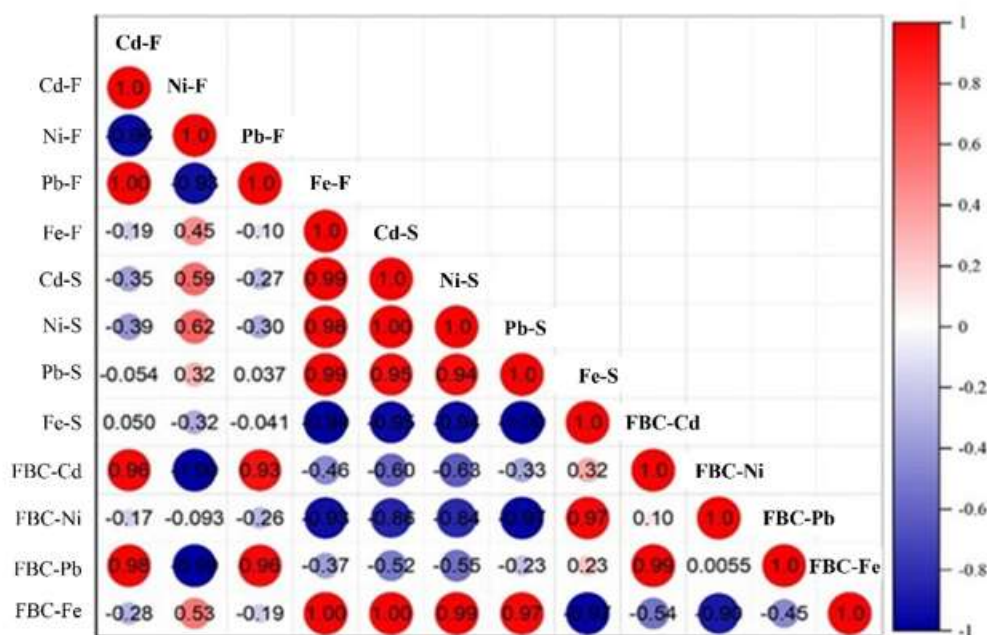


Figure 5. - Correlation between the concentration of heavy metals in the leaves, the soil and the bioconcentration factor (the numerical value within the matrix corresponds to the Pearson correlation coefficient). The scale on the right means the values of the correlation coefficient, positive and negative, which ranges between +1 and -1 (the deep blue and red colors correspond to values close to +1 and -1 with high correlation and light colors with low correlation). The nomenclature on



Figure 6. - Results of principal component analysis (PCA) of heavy metal concentrations (Cd, Ni, Pb and Fe) in leaves, soil and bioconcentration factor of three species (*O. pyramidale*, *P. discolor* and *B. vulgaris*).

CONCLUSIONS

Bioaccumulator potential of heavy metals (Cd, Ni, Fe and Pb) obtained from the bioconcentration factor (BCF) indicated the capacity of the forest species studied to accumulate heavy metals in sites contaminated by mining activity. This suggests that *P. discolor* can be used as a phytoremediation species for sites contaminated by Cd and Pb, *O. pyramidale* for Ni and *B. vulgaris* for Fe. These results may be useful to recommend similar studies with other native species, which is a feasible alternative for the recovery of the forest landscape.

REFERENCES

- AISIEN, F., OLUWOLE, F. y AISIEN, E., 2010. Phytoremediation of Heavy Metals in Aqueous Solutions. *Leonardo Journal of Sciences* [en línea], vol. 9, no. 17, Disponible en: <https://citeseerx.ist.psu.edu/document?repid=rep1&type=pdf&doi=a00fc1cfaa8bfd3e474be2040dcf287f32b8b8cc>.
- ALAHABADI, A., EHRAMPOUSH, M.H., MIRI, M., EBRAHIMI AVAL, H., YOUSEFZADEH, S., GHAFFARI, H.R., AHMADI, E., TALEBI, P., ABASZADEH FATHABADI, Z., BABAI, F., NIKOONAHAD, A., SHARAFI, K. y HOSSEINI-BANDEGHARAEI, A., 2017. A comparative study on capability of different tree species in accumulating heavy metals from soil and ambient air. *Chemosphere* [en línea], vol. 172, [consulta: 8 abril 2024]. ISSN 0045-6535. DOI 10.1016/j.chemosphere.2017.01.045. Disponible en: <https://www.sciencedirect.com/science/article/pii/S0045653517300553>.



DELGADO FERNÁNDEZ, E., LEÓN PERALTA, M., CANTOS GUAMÁN, C. y GUZMÁN JUÁREZ, M., 2023. Efecto de la actividad minera sobre la biodiversidad en un sector del cantón Paquisha, provincia de Zamora Chinchipe-Ecuador. *LA GRANJA. Revista de Ciencias de la Vida* [en línea], vol. 38, no. 2, [consulta: 8 abril 2024]. ISSN 1390-8596. DOI 10.17163/lgr.n38.2023.08. Disponible en: http://scielo.senescyt.gob.ec/scielo.php?script=sci_abstract&pid=S1390-85962023000200106&lng=es&nrm=iso&tlng=es.

FERNÁNDEZ-ONDOÑO, E., BACCHETTA, G., LALLENA, A.M., NAVARRO, F.B., ORTIZ, I. y JIMÉNEZ, M.N., 2017. Use of BCR sequential extraction procedures for soils and plant metal transfer predictions in contaminated mine tailings in Sardinia. *Journal of Geochemical Exploration* [en línea], vol. 172, [consulta: 8 abril 2024]. ISSN 0375-6742. DOI 10.1016/j.gexplo.2016.09.013. Disponible en: <https://www.sciencedirect.com/science/article/pii/S0375674216302345>.

FRANCO, L.F.L., MUÑOZ, P.T.L. y GARCIA, F.G.M., 2016. Los riesgos de los metales pesados en la salud humana y animal. *Biotecnología en el Sector Agropecuario y Agroindustrial* [en línea], vol. 14, no. 2, [consulta: 8 abril 2024]. ISSN 1909-9959. DOI 10.18684/BSAA(14)145-153. Disponible en: <https://revistas.unicauca.edu.co/index.php/biotecnologia/article/view/489>.

GREKSA, A., LJEVNAIÆ-MAŠIÆ, B., GRABIC, J., BENKA, P., RADONIC, V., BLAGOJEVIÆ, B. y SEKULIÆ, M., 2019. Potential of urban trees for mitigating heavy metal pollution in the city of Novi Sad, Serbia. *Environmental Monitoring and Assessment* [en línea], vol. 191, no. 10, DOI 10.1007/s10661-019-7791-7. Disponible en: https://www.researchgate.net/publication/335841644_Potential_of_urban_trees_for_mitigating_heavy_metal_pollution_in_the_city_of_Novi_Sad_Serbia.

ISO, 11466, 1995. *Soil quality - extraction of trace elements soluble in aqua regia*. [en línea]. 1995. S.I.: ISO. Disponible en: <https://www.iso.org/es/contents/data/standard/01/94/19418.html>.



JACKA, J.K., 2018. The Anthropology of Mining: The Social and Environmental Impacts of Resource Extraction in the Mineral Age. *Annual Review of Anthropology* [en línea], vol. 47, no. Volume 47, 2018, [consulta: 8 abril 2024]. ISSN 0084-6570, 1545-4290. DOI 10.1146/annurev-anthro-102317-050156. Disponible en: <https://www.annualreviews.org/content/journals/10.1146/annurev-anthro-102317-050156>.

JARA-PENÑA, E., GÓMEZ, J., MONTOYA, H., CHANCO, M., MARIANO, M. y CANO, N., 2014. Capacidad fitorremediadora de cinco especies altoandinas de suelos contaminados con metales pesados. *Revista Peruana de Biología* [en línea], vol. 21, no. 2, [consulta: 8 abril 2024]. ISSN 1727-9933. DOI 10.15381/rpb.v21i2.9817. Disponible en: <https://revistasinvestigacion.unmsm.edu.pe/index.php/rpb/article/view/9817>.

KABATA-PENDIAS, A., 2010. *Trace elements in soils and plants: Fourth edition* [en línea]. S.l.: s.n. ISBN 978-0-429-19203-6. Disponible en: https://www.researchgate.net/publication/328611305_Trace_elements_in_soils_and_plants_Fourth_edition.

KALRA, Y., 1997. *Handbook of Reference Methods for Plant Analysis* [en línea]. S.l.: CRC Press. ISBN 978-1-4200-4939-8. Disponible en: <https://books.google.co.ve/books?id=wLggXPmhY18C&printsec=frontcover&hl=es#v=onepage&q&f=false>.

LIU, X., TIAN, G., JIANG, D., ZHANG, C. y KONG, L., 2016. Cadmium (Cd) distribution and contamination in Chinese paddy soils on national scale. *Environmental Science and Pollution Research* [en línea], vol. 23, no. 18, [consulta: 8 abril 2024]. ISSN 1614-7499. DOI 10.1007/s11356-016-6968-7. Disponible en: <https://doi.org/10.1007/s11356-016-6968-7>.

LIU, Y.-B., LIU, L., LI, Y.-F. y CHEN, Y.-L., 2015. Relationship between Health Literacy, Health-Related Behaviors and Health Status: A Survey of Elderly Chinese. *International Journal of Environmental Research and Public Health* [en línea], vol. 12, no.



8, [consulta: 8 abril 2024]. ISSN 1661-7827. DOI 10.3390/ijerph120809714. Disponible en: <https://www.ncbi.nlm.nih.gov/pmc/articles/PMC4555308/>.

MIAO, L., MA, Y., XU, R. y YAN, W., 2011. Environmental biogeochemical characteristics of rare earth elements in soil and soil-grown plants of the Hetai goldfield, Guangdong Province, China. *Environmental Earth Sciences* [en línea], vol. 63, no. 3, [consulta: 8 abril 2024]. ISSN 1866-6299. DOI 10.1007/s12665-010-0718-9. Disponible en: <https://doi.org/10.1007/s12665-010-0718-9>.

ŠICHOROVÁ, K., TLUSTOŠ, P., SZÁKOVÁ, J., KOŮÍNEK, K. y BALÍK, J., 2004. Horizontal and vertical variability of heavy metals in the soil of a polluted area. *Plant, Soil and Environment* [en línea], vol. 50, no. 12, [consulta: 8 abril 2024]. ISSN 12141178, 18059368. DOI 10.17221/4069-PSE. Disponible en: <https://doi.org/10.17221/4069-PSE>.

SONG, C., LEI, L. y YANG, Q., 2007. Pb, Cu botanogeochemical anomalies and toxic effects on plant cells in Pb-Zn (Sn) ore fields, Northeast Guangxi Autonomous Region, China. *Chinese Journal of Geochemistry* [en línea], vol. 26, no. 3, [consulta: 8 abril 2024]. ISSN 1993-0364. DOI 10.1007/s11631-007-0329-7. Disponible en: <https://doi.org/10.1007/s11631-007-0329-7>.

TULSMA, 2012. *Texto Unificado de Legislación Secundaria de Medio Ambiente*,. S.I.: TULSMA. Registro Oficial Edición Especial 2 de 31-Mar.-2003, 1319. <https://www.ambiente.gob.ec/wp-content/uploads/downloads/2018/05/TULSMA.pdf>

Conflicts of interest:

The authors declare not to have any interest conflicts.

Contribution of the authors:

The authors have participated in the writing of the work and analysis of the documents.





This work is licensed under a Creative Commons Attribution- NonCommercial 4.0
International License.

